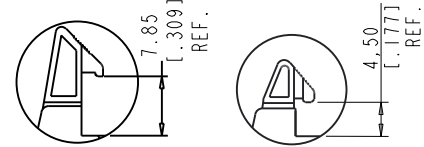
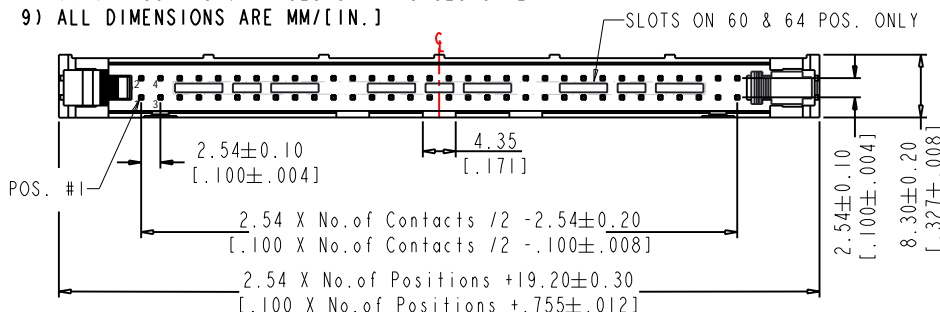
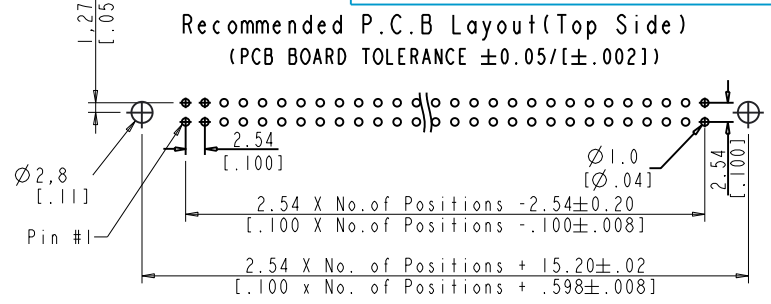
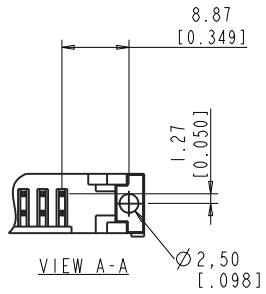
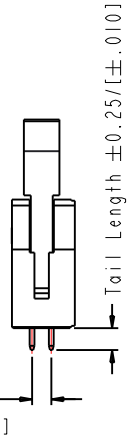
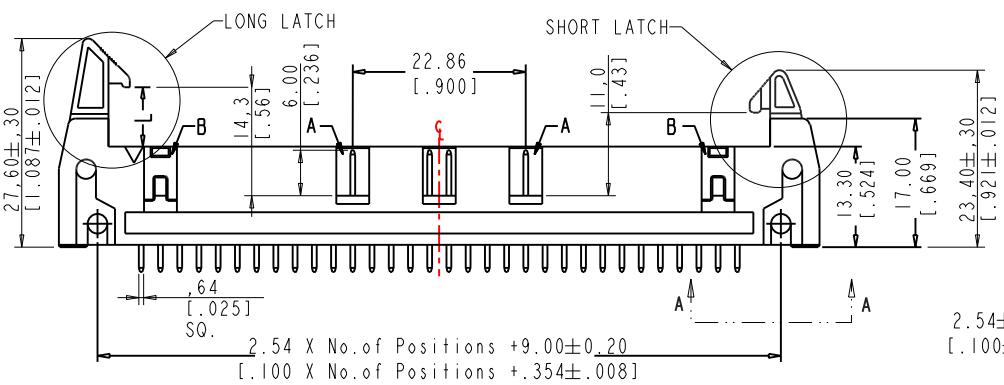


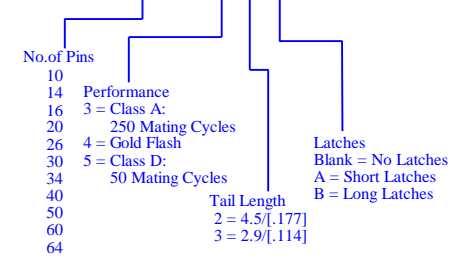
- NOTES:
- 1) CURRENT RATING: 3.0A
 - 2) CONTACT RESISTANCE: 20 mΩ MAX.
 - 3) INSULATION RESISTANCE: 1000MΩ MIN.
 - 4) WITHSTANDING VOLTAGE: 1000V AC/DC
 - 5) OPERATING TEMPERATURE: -40°C TO 105°C.
 - 6) HOUSING MATERIAL: PBT OR PA9T 30%GF UL 94V-0; GRAY
 - 7) PIN MATERIAL: BRASS ALLOY
 - 8) SLOTS 'A' & 'B':
 10-16 POSITION: W/O SLOTS 'A' & 'B'
 20-50 POSITIONS: W/O SLOTS 'A' & W/ SLOTS 'B'
 60-64 POSITION: W/ SLOTS 'A' & SLOTS 'B'
 - 9) ALL DIMENSIONS ARE MM/[IN.]



Long Latch Short Latch



P/N LEGEND
050-0XX-1XXX



				PRINT DIST.	PROD. REL.	DWS	5/15/14	CHK'D	TOLERANCES UNLESS OTHERWISE SPECIFIED	 350 REVOLUTIONARY DR. E. TAUNTON, MA 02718	
				QUOTE REL.					DECIMALS ±.010		
				DIV #	DRAWN BY	DWS	5/15/14	APP.	METRIC ±0.25mm	ORIGINAL IF RED	
				GMBH X	SUPERSEDES DWG. DATED:		1/30/14		ANGLES ±1°	PART LAT-CON 050 SERIES NAME STRAIGHT HEADER	
P	ADDED SLOTS FOR 60 & 64 POS; S000384	1/7/14	DWS	A/L	SCALE 2/1	DO NOT SCALE PRINT			3RD ANGLE PROJECTION	CAD#: KA10240-REVQ	
15	CORRECTED WITHSTANDING VOLTAGE S000367	7/6/14		S3	MATERIAL:					DWG NO: KA-10240	REV Q
14	REVISED SHORT LATCH	5/15/14		M1E						FINISH:	
REV	DESCRIPTION	DATE DR.		CON X							
				PAK							