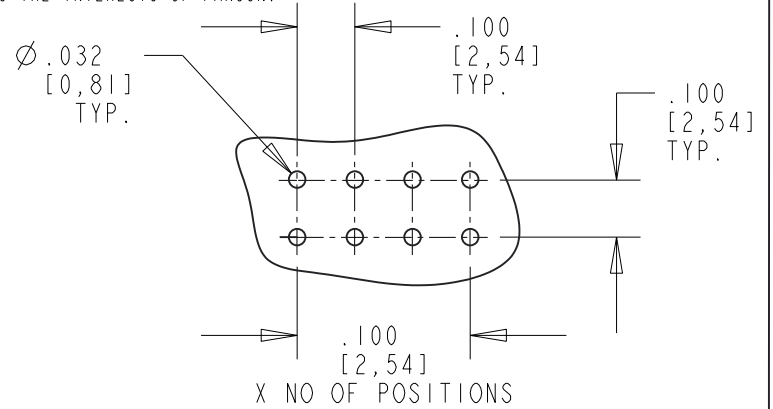
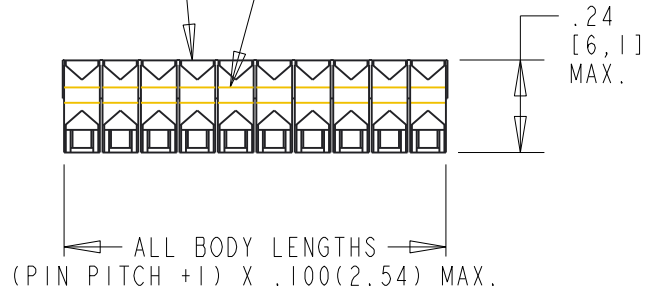
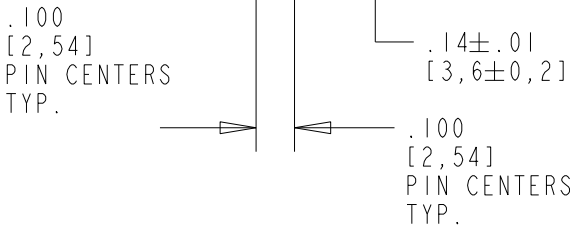
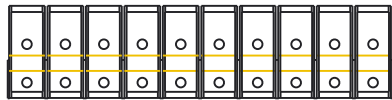

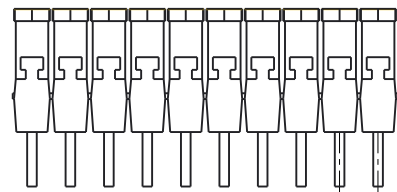


CONFIDENTIAL: THIS COPY IS PROVIDED ON A RESTRICTED BASIS AND IS NOT TO BE USED IN ANY WAY DETRIMENTAL TO THE INTERESTS OF PANCON.

MARKING ON THIS FACE
 ENSURE SLIDERS ARE IN 'UP' POSITION MARKING AS SHOWN



RECOMMENDED PCB LAYOUT



P/N LEGEND

JSA4XXG2GX

NO. OF SWITCHES
1 - 16

BLANK = STD.
G2 = GANGED PAIRS

PLATING:
0 - GOLD FLASH
1 - 40μIN/[1.0μM] GOLD



				 www.pancon.de / GERMANY www.panconconnectors.com / USA			E. TAUNTON, MA	
				EGR JUMPER SWITCH JSA SERIES				
				UNLESS OTHERWISE SPECIFIED DIMENSIONAL TOLERANCES ARE: (.X) ± (.XXX) ± (.XX) ± (ANGLES) ±			UNLESS OTHERWISE SPECIFIED, ALL DIMENSIONS ARE GIVEN IN INCHES. THIRD ANGLE PROJECTION	
				DRAWN BY: DWS		MATERIAL:		SCALE: 2/1
				DATE: 11/15/12		DRAWING NO. KA-10911		DWG. A SIZE
REV.	DATE	BY	CHK	DESCRIPTION	CN	- R	CST	
1	6/5/12	DWS		ORIGINAL				